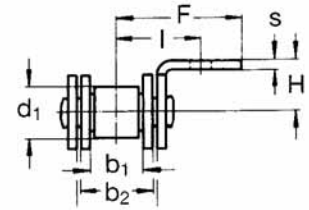
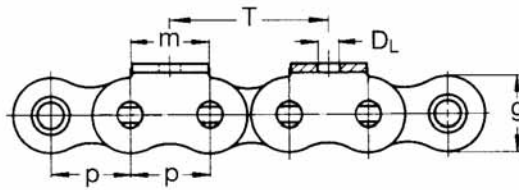
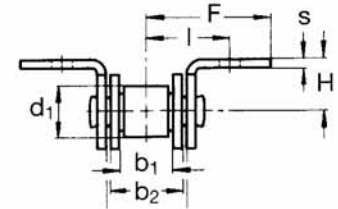
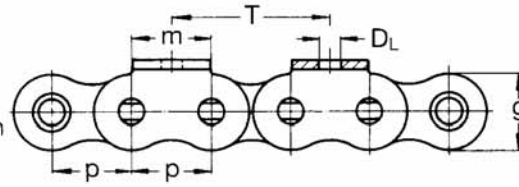


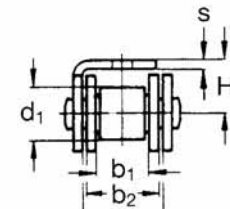
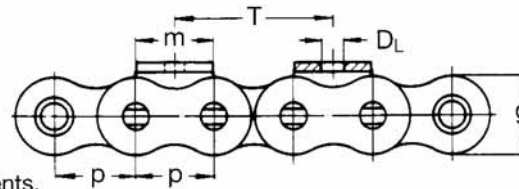
**A**  
einseitige Winkelaschen  
bent attachments,  
one side



**B**  
zweiseitige Winkelaschen  
bent attachments,  
both sides



**C**  
Winkelaschen einseitig  
übergreifend  
bent over chain attachments,  
one side



Similar DIN/ISO		Teilung		Innere Breite	Innen- glied- breite	Rollen- Ø	Laschen- höhe	Bruch- kraft	Mitnehmer-Maße					
		Pitch		Inner width	Inner link width	Roller- Ø	Plate height	Breaking load DIN	Attachement dimensions					
No.	No.	p		b <sub>1</sub> min. mm	b <sub>2</sub> max. mm	d <sub>1</sub> max. mm	g max. mm	F <sub>B</sub> min. N	m	D <sub>L</sub>	l	F	H	s
		mm	inch						mm	mm	mm	mm	mm	mm
<b>WT 05</b>	05 B-1	8	-	3	4,77	5	7,1	5 000	8	3,2	6,6	12	5	0,8
<b>WT 06<sup>1</sup></b>	06 B-1	9,525	3/8	5,72	8,53	6,35	8,2	9 000	8	3,5	9,5	13,5	6,5	1,25
<b>WT 08</b>	08 B-1	12,7	1/2	7,75	11,3	8,51	11,8	18 000	12,5	4,5	13,1	19	10	1,5
<b>WT 10</b>	10 B-1	15,875	5/8	9,65	13,28	10,16	14,7	22 400	15	5,5	16,7	27	10	1,7
<b>WT 12</b>	12 B-1	19,05	3/4	11,68	15,62	12,07	16,1	29 000	18,5	6,6	18,6	29	11	1,8
<b>WT 16</b>	16 B-1	25,4	1	17,02	25,4	15,88	21	60 000	25	9	28,9	41,8	18	3
<b>WT 20</b>	20 B-1	31,75	1 1/4	19,56	29	19,05	26,4	95 000	35	9	33,4	50	18	3,75
<b>WT 24</b>	24 B-1	38,1	1 1/2	25,4	37,9	25,4	33,4	160 000	38	11	44	64	25	5

<sup>1</sup> nur mit geraden Laschen / <sup>1</sup> with straight side plates only

**Rollenketten mit breiten Winkel- und Flachlaschen**  
**Roller chains with two hole bent and straight attachments**